

CSW Group Ltd Statistical Reports

2020 Activity Survey Results - Court Fields School

Report Date: 24/02/2021

2020 Year 11 Activity Survey Results Table

Activity	Count	%
Further Education College	156	91.2%
Apprenticeship	5	2.9%
Employed With Training To NVQ2	2	1.2%
Preparation Training	1	0.6%
Employed Without Training	1	0.6%
Unemployed	3	1.8%
Not Available	2	1.2%
Moved Away	1	0.6%
Total	171	100.0%

NEET %	2.9%
---------------	-------------

Not Known %	0.0%
--------------------	-------------

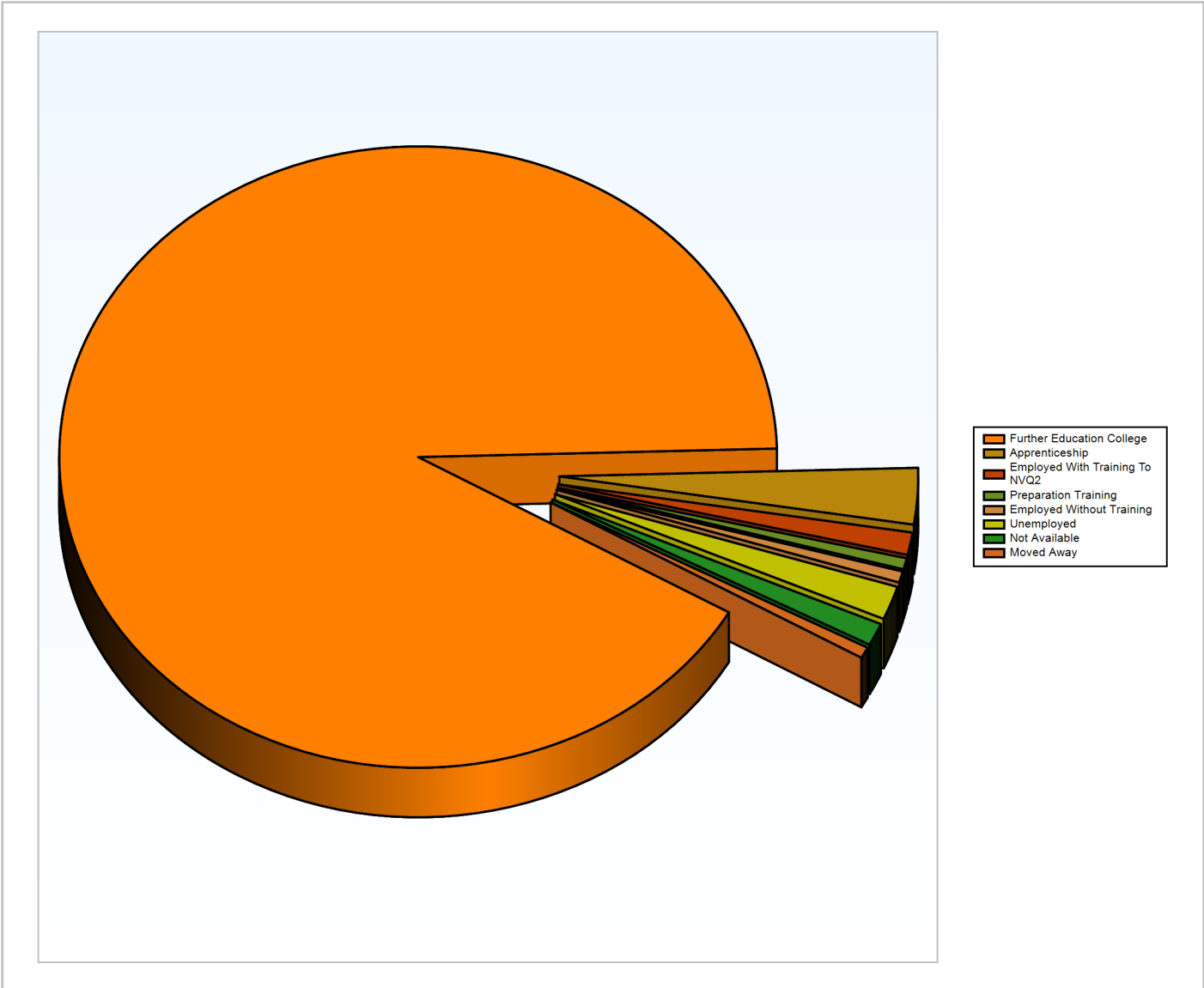
Participating %	95.9%
------------------------	--------------

CSW Group Ltd Statistical Reports

2020 Activity Survey Results - Court Fields School

Report Date: 24/02/2021

Chart of 2020 Year 11 Activity Survey Results



CSW Group Ltd Statistical Reports

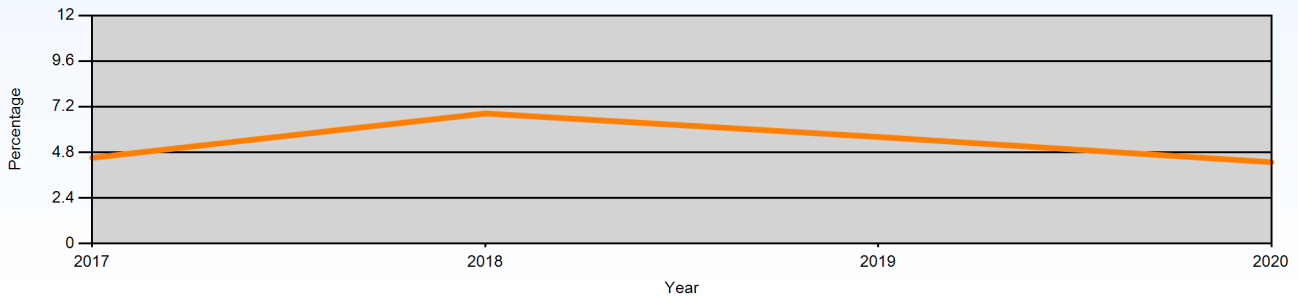
2020 Activity Survey Results - Court Fields School

Report Date: 24/02/2021

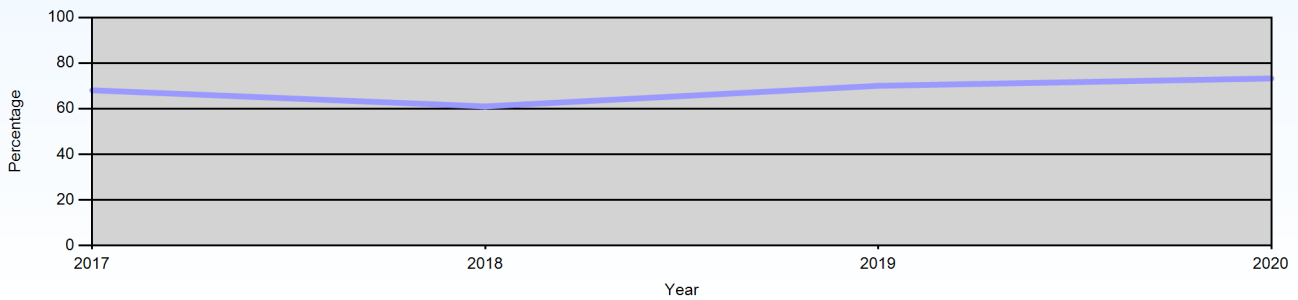
Activity Summary of young people in years 12-14 (as at 30th November) who attended statutory education at Court Fields School for the last 4 years

Year	Cohort	NEET	Participating	Not Known	NEET %	Participating %	Not Known %
November 2020	445	15	326	95	3.4%	73.3%	21.3%
November 2019	394	17	276	91	4.3%	70.1%	23.1%
November 2018	390	18	238	127	4.6%	61.0%	32.6%
November 2017	426	14	290	116	3.3%	68.1%	27.2%

12 - 14 NEET % Trend for Last 4 Years



12 - 14 Participating % Trend for Last 4 Years





CSW Group Ltd Statistical Reports

2020 Activity Survey Results - Court Fields School

Report Date: 24/02/2021

Notes

The 12-14 analysis encompasses the statutory education cohorts who left year 11 from Court Fields School in the previous 4 academic years

The report excludes any 2020 Year 11 pupils who were notified to CSW as moved away prior to 1st August 2020

Where a young person is recorded as "Staying At School" they have entered a school 6th form (not necessarily the 6th from of their statutory school this can also include Home Education meeting the 540 planned hours in a year) or, in a small number of cases, repeating Year 11