

CSW Group Ltd Statistical Reports

**2017 Activity Survey Results - Court Fields School**

Report Date: 20/02/2018

2017 Year 11 Activity Survey Results Table

Activity	Count	%
Staying At School	1	0.8 %
Further Education College	104	86.0 %
Apprenticeship	9	7.4 %
Employed Without Training	1	0.8 %
Not Available	1	0.8 %
Moved Away	1	0.8 %
Not Known	4	3.3 %
<b>Total</b>	<b>121</b>	<b>100.0 %</b>

<b>NEET %</b>	<b>0.8 %</b>
---------------	--------------

<b>Not Known %</b>	<b>3.3 %</b>
--------------------	--------------

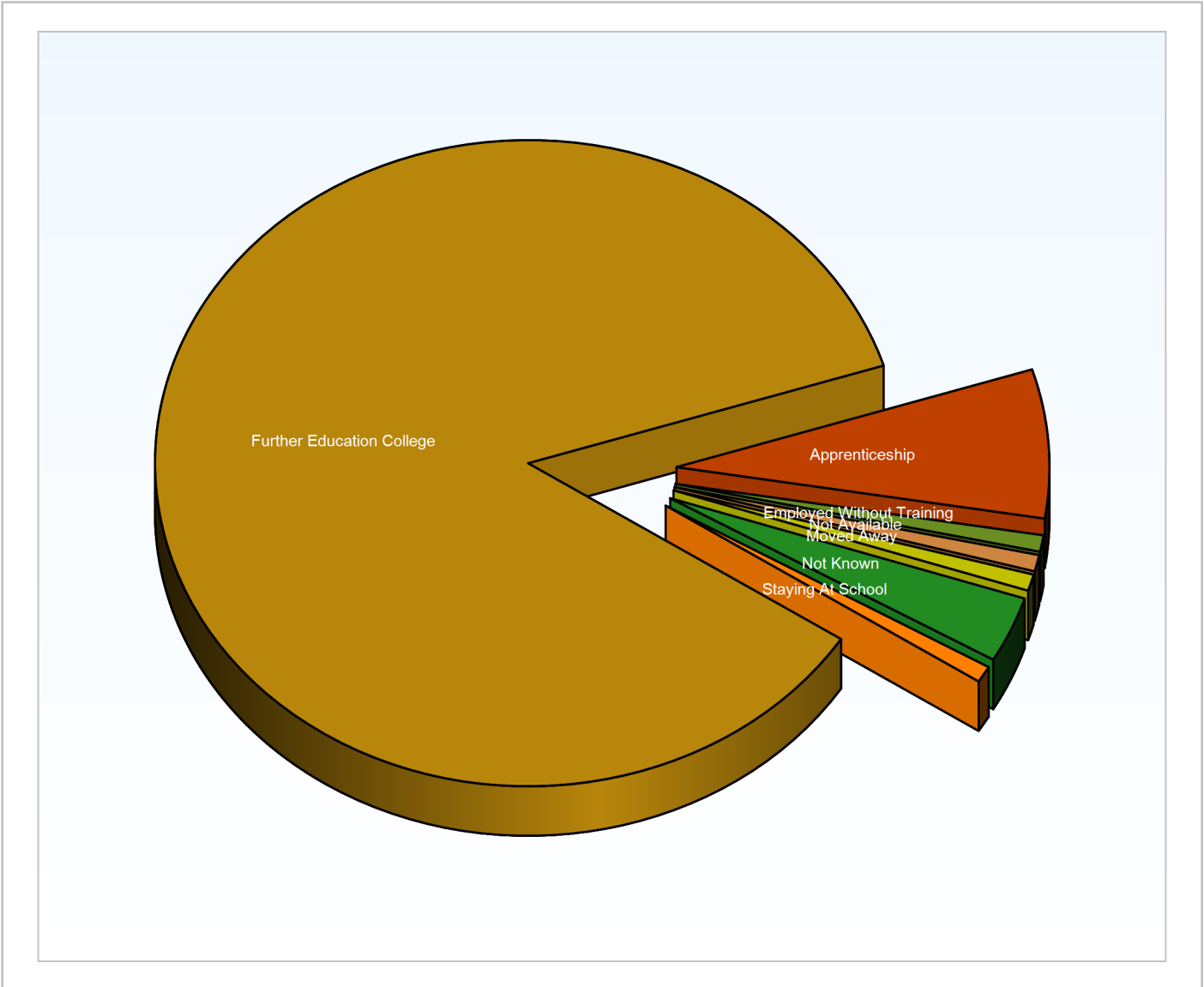
<b>Participating %</b>	<b>95.0 %</b>
------------------------	---------------

## CSW Group Ltd Statistical Reports

### 2017 Activity Survey Results - Court Fields School

Report Date: 20/02/2018

Chart of 2017 Year 11 Activity Survey Results



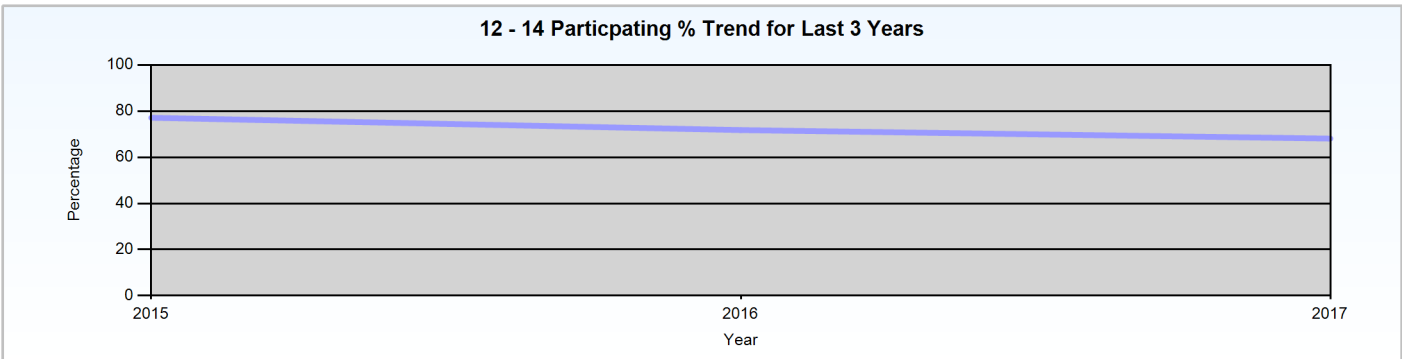
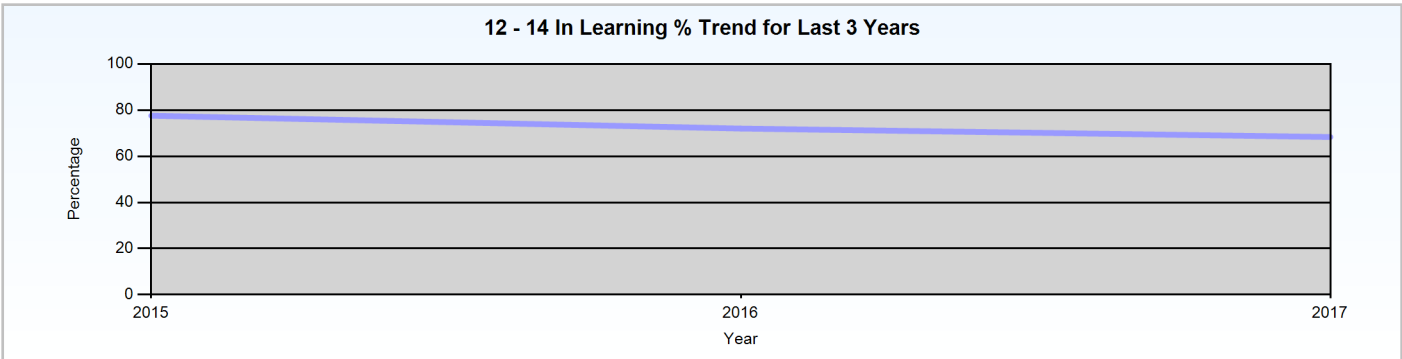
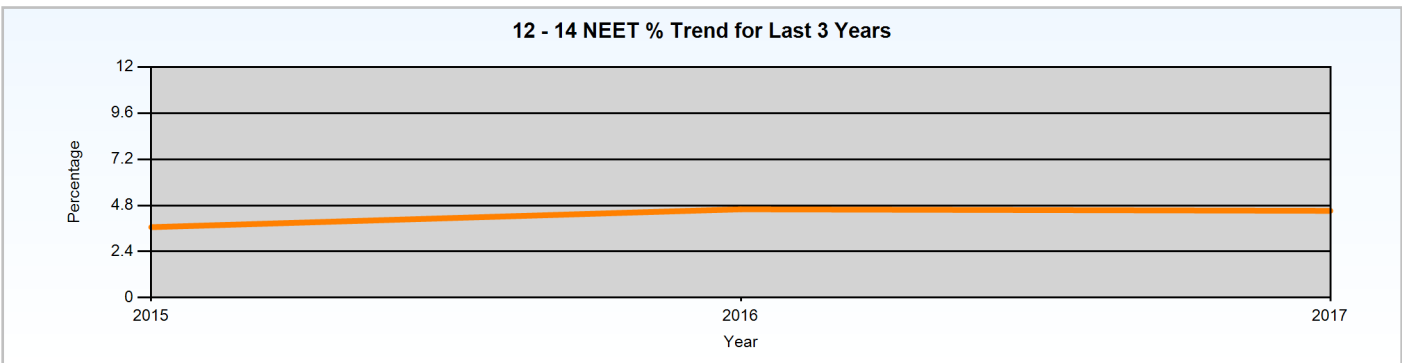
CSW Group Ltd Statistical Reports

2017 Activity Survey Results - Court Fields School

Report Date: 20/02/2018

Activity Summary of young people in years 12-14 (as at 30th November) who attended statutory education at Court Fields School for the last 3 years

Year	Cohort	NEET	In Learning	Participating	Not Known	NEET %	In Learning %	Participating %
November 2017	426	14	291	290	116	3.3 %	68.3 %	68.1 %
November 2016	439	16	316	315	91	3.6 %	72.0 %	71.8 %
November 2015	445	15	345	343	36	3.4 %	77.5 %	77.1 %



## CSW Group Ltd Statistical Reports

### 2017 Activity Survey Results - Court Fields School

Report Date: 20/02/2018

---

#### Notes

The 12-14 analysis encompasses the statutory education cohorts who left year 11 from Court Fields School in the previous 3 academic years

The report excludes any 2017 Year 11 pupils who were notified to CSW as moved away prior to 1st June 2017

Where a young person is recorded as "Staying At School" they have entered a school 6th form (not necessarily the 6th form of their statutory school) or, in a small number of cases, repeating Year 11