

# Court Fields School



## Year 7

### Learning Handbook

### Autumn Term 2025



Achieve · Belong · Participate



# Welcome to Court Fields School

Dear Parent/Carer,

I am delighted that your child is joining us at Court Fields School in September 2025. We are very proud of our school and our students. We are excited to see your child become part of our community and be able to demonstrate our motto of Achieve, Belong, Participate.

Our aim is for every child to achieve, belong and participate and this is at the heart of everything we do at Court Fields. We believe in the absolute moral responsibility we have for equipping students with the best possible exam results. We know that this opens doors for students and prepares them with a broad range of knowledge, outstanding attitudes and a strong moral foundation. We are ambitious for our students and our school.

You will want to know that your child is safe, happy, valued and given the best opportunities to succeed in whatever their future holds. We are committed to ensuring that this happens, by equipping your child with the knowledge, skills and characteristics of successful, happy learners.

We will ensure that they have access to a high quality curriculum, carefully sequenced to support progressive development of knowledge. They will receive high quality teaching and support, from staff committed to going the extra mile to help them on their learning journey. Pastorally they will have excellent care, support and guidance, provided by a highly skilled team of Heads of Year, Tutors and support staff, led by our Pastoral and Safeguarding Lead, Mrs Westwood.

By ensuring the right balance between highly effective curriculum, personal development and pastoral aspects, we will ensure that your child is able to meet our high expectations of progress, behaviour, attendance and those personal qualities that are embodied by our Court Fields Experience. This will run through all aspects of your child's life at school: in lessons, in student leadership opportunities, in the house system, in our routines and in the wider curriculum.

This guide will enable you to find out more about the learning that your child will experience in Year 7, starting with the Autumn Term. It shows you the intent of our curriculum, in short the what and why of each subject. You will see how the curriculum is implemented in each subject and how it progresses, building secure foundations to ensure fluency in learning. It shares with you what we want our students to know and remember over the course of this term, so that you can help support their learning at home. This link between school and home, especially around learning, will be vital in your child's success.

There are also a range of resources, information and links to help you and your child understand and make the best of the many opportunities available to you, so that your child has the best chances to achieve, belong and participate.

Thank you for placing your trust in us. We look forward to working with you and your family as part of our community at Court Fields School.

With my very best wishes,

Mrs Polly Matthews

Headteacher



**Need to contact us?**

**The easiest and quickest way to contact us is via email. Please see the Communications section on the back page.**



# Curriculum Intent

Every child at Court Fields School will be supported to achieve their full potential, enjoy a strong sense of belonging and to participate fully in the life of the school and their community.

Learning does not happen unless students feel safe and secure, have positive, trusting relationships with adults around them and perceive these adults as being fair.

Ensuring students have emotional security to learn effectively will always come first in our school.

Our principles are that challenge is at the heart of every lesson for every student.

All lessons are characterised by high quality explanation and modelling, students are supported to practise until they become independent, and feedback and questioning are used strategically so that our students get the best learning experience in every lesson.

Every child has an equal right to a challenging and enlightening curriculum. By teaching our curriculum well, and developing effective learning behaviours, we bring out the best in everyone.

The curriculum at Court Fields School is aimed to provide a personalised experience, designed to meet the needs of all children.

## Court Fields Ethos & Values

**Every Child Achieves. Every Child Belongs. Every Child Participates.**

Our aims are simple. We want every child at Court Fields School to achieve their potential, participate in the school and the wider community, and enjoy a strong sense of belonging.

Our foundations for this are high quality teaching and learning, a broad and balanced curriculum, and a safe environment. We support all of our students to be ambitious, and have a positive attitude towards every aspect of their school life. We are proud of our students.

Our values demonstrate a commitment to developing them as individuals, leaders of others, team players and advocates for those who need support. Our school ethos is one of hard work and empathy, embodied by our values of:

- Integrity
- Respect
- Kindness
- Resilience
- Responsibility



# Our Court Fields Experience

All our students will experience a wide variety of enriching activities, character education and personal development over their 5 years at Court Fields. From September 2022 we will be referring to our personal development as The Court Fields Experience. It is vital we prepare our students to be active learners and confident to face the wider world during their lives.

As part of our Court Fields Experience all students will learn across the following aspects of their personal development during their 5 years with us.

- Careers Advice & Guidance
- PSHCE
- Character Education
- Characteristics Development
- Equality, Diversity, and Inclusion
- Extra Curricular and Wider Opportunities
- British Values
- Citizenship
- Social, Moral, Spiritual and Cultural Education

## Characteristics of Court Fields Students

The characteristics that we develop in our students, so that they leave us equipped for success in their future, are supported by our Court Fields Experience.

They enable our students to Achieve, Belong and Participate.



**I achieve because I am:**

- ☒ **Ambitious**    ☒ **Inquisitive**    ☒ **Reflective**    ☒ **Resilient**



**I belong because I have:**

- ☒ **Courage**    ☒ **Empathy**    ☒ **Integrity**    ☒ **Listening Skills**



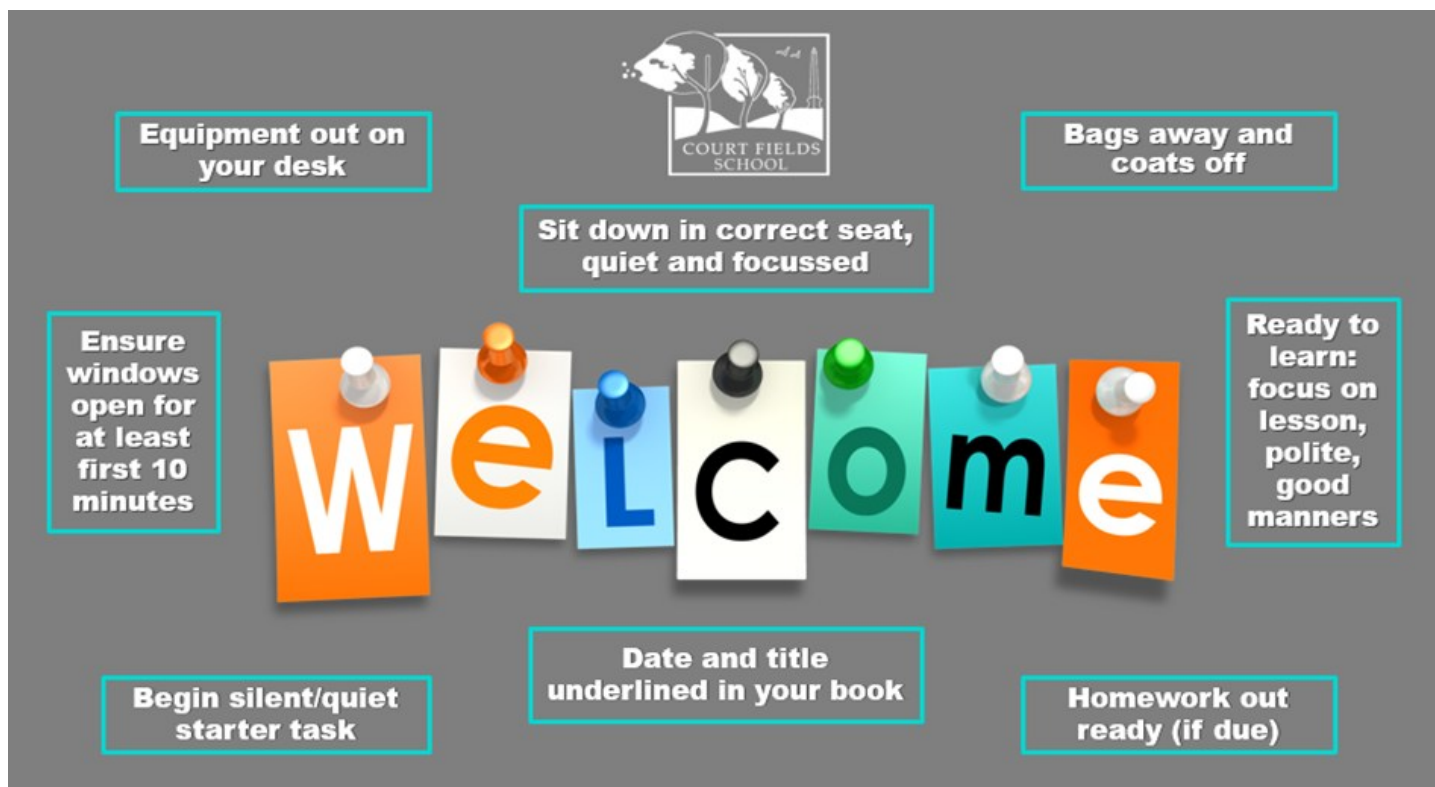
**I participate because I demonstrate:**

- ☒ **Initiative**    ☒ **Leadership**    ☒ **Motivation**    ☒ **Teamwork**



# Our Court Fields Routines

The school day begins with our routines, from experience we know students need routine and these simple steps ensure all our students are ready and prepared for the day's learning. All classrooms follow the same welcome routines to ensure a prompt start to each lesson.



We use the following guiding principles in Tutor Time and lessons to ensure that our students know, learn and remember more.

- Relationships, routines and habits for positive learning
- Literacy development, using questioning and discussion, to support oracy, reading and vocabulary
- Using modelling, guided and independent practice
- Safeguarding
- Ensuring that what we do is underpinned by a wide range research and based on solid evidence
- Using high quality adaptive teaching, alongside planning for students' individual needs and ongoing assessment of what students know. This means that we support students' SEND needs effectively in the classroom
- Supporting all our students, and particularly those who are disadvantaged, to learn the essential knowledge that will equip them for their future.

# Year 7 Pastoral Team

## Head of Year

Mrs L Samuel                      lsamuel@courtfields.bep.ac

## Assistant Head

Mr R Bethell                      rbethall@courtfields.bep.ac

## Tutors

Miss A Clark                      aclark@courtfields.bep.ac  
Mr A Bailey                      abailey@courtfields.bep.ac  
Ms A Dudal                      adudal@courtfields.bep.ac  
Miss N Martyn                      nmartyn@courtfields.bep.ac  
Mrs G Dwyer                      gdwyer@courtfields.bep.ac  
Miss S Atherton                      satherton@courtfields.bep.ac  
Mrs A Purdy                      apurdy@courtfields.bep.ac  
Miss B Casson                      bcasson@courtfields.bep.ac  
Mrs D Brown                      dbrown@courtfields.bep.ac

# Timings of the School Day

## Key Points

- The taught school week is 25 hours.
- The whole school week is 35 hours and 45 minutes.
- In addition to the taught week, there will be 30 minutes tutor/assembly time each day.
- The taught week will consist of 25 one hour lessons based on a one week timetable.

## The School session times for each day are:

Time	Session
8:35am	Warning Bell
8:40am - 9:15am	Registration / Assembly / Tutorial
9:15am - 10:15am	Period 1
10:15am - 11:15am	Period 2
11:15am - 11:35am	Break
11:35am - 12:35pm	Period 3
12:35pm - 13:35pm	Period 4
13:35pm - 14:10pm	Lunch
14:15pm - 15:15pm	Period 5
15:15pm	End of School

Additionally the Library is open from 8am daily, with Homework Club from 3:15-4.30pm (Mon-Thurs)

# Curriculum Overview - Autumn Term

Art	<b>Know about:</b> Shading, tonal value, shape and line Mark making and form Altering scale and developing from mistakes Matching drawing techniques to task and project	<b>Know how to:</b> Draw Compose Blend Tone Mark make
Computing	<b>Know about:</b> Software Microsoft Office Files and Folders Internet Safety	<b>Know how to:</b> Use school networks Use Microsoft Office Programs Embed Images Embed Video
Drama	<b>Know about:</b> Create characters Improvisation Devising Vocal and physical techniques Theatrical roles Scripted performance	<b>Know how to:</b> Use texts Apply physical and vocal techniques Create performance Perform Reflect and evaluate performance
English	<b>Know about:</b> Aristotle Rhetoric Pathos/Logos/Ethos Persuasive Techniques	<b>Know how to:</b> Use devices to persuade Use conjunctions for cohesiveness Use standard English and register for authority Speak with confidence and for effect
French	<b>Know about:</b> Geography of where French is spoken Pronunciation Phonic rules Vocabulary for greeting and farewell Gender, Verbs and conjugation	<b>Know how to:</b> Introduce yourself Pronounce vocabulary Describe your personality Discuss age and birthdays Give basic opinions Talk about pets

# Curriculum Overview - Autumn Term

History	<b>Know about:</b> AD and BC Timelines and Chronology Tollund Man—source investigations Romans-Anglo-Saxons and Vikings 1066 the Battle of Hastings and Norman England Medieval Britain	<b>Know how to:</b> Historians select evidence Historians identify connections Historians make comparisons Historians use evidence
Maths	<b>Know about:</b> Order of operations (BoDMAS) Review of place value Different metric units Review of factors, multiples and primes	<b>Know how to:</b> Long multiplication and short division Order decimals Round numbers to powers of ten Round numbers to decimal places Convert between fractions, decimals and percentage
Music	<b>Know about:</b> Elements of Music Notation Graphic Scores Timbre	<b>Know how to:</b> Compose Appraise Perform Analyse
Science	<b>Know about:</b> Organisms Animal Cells Cytoplasm Plant Cells Specialised Cells	<b>Know how:</b> Robert Hooke first used a microscope To use a microscope To calculate the magnification of cells To draw and label a plant cell To draw and label an animal cell
Spanish	<b>Know about:</b> Geography of where Spanish is spoken Pronunciation Phonic rules Vocabulary for classrooms Vocabulary for greeting and farewell Gender, Verbs and conjugation	<b>Know how to:</b> Introduce yourself Pronounce vocabulary Describe yourself Discuss age and birthdays Talk about brothers and sisters Talk about pets



# Curriculum Overview - Autumn Term

World Views	<b>Know about:</b> Explore your personal identity Understand the identity of our local community Explore the identity of Christians, Jehovah Witness, GRT and Humanists Investigate the identity of Muslims Consider what makes humans happy Understand the Buddhist road to happiness	<b>Know how to:</b> Reflect Express opinion Understand different perspectives Debate Challenge Evaluate
Food Technology	<b>Know about:</b> Cooking skills and food science Nutrition and health Food safety Food provenance and food choice	<b>Know how to:</b> Weigh, prepare and cook food Understand macro and micro nutrients, eat well guide Cook and store food safely Recognise seasonal foods and understand special dietary requirements
Geography	<b>Know about:</b> Human , Physical and Environmental Geography Human and physical contrasts in different regions of the world including Africa Differing landscapes including fluvial environments and the impact humans have on the environment	<b>Know how to:</b> Carry out fieldwork Apply subject terminology Evaluate information Express opinions Use maps and data as evidence and to give reason Debate different perspectives around environmental issues
Technology	<b>Know about:</b> Materials Properties Natural wood Manufactured wood	<b>Know how to:</b> Identify differences in materials Use equipment safely Explain properties of materials

# Home Learning

## How Home Learning Supports Progress

Home learning is a valuable habit for all students. Research suggests that efficient home learning can lead to an additional 5 months' progress in each subject across an academic year

Home learning in Year 7 is about forming positive habits. These include:

- Reviewing and revisiting learning from lessons
- Revising previously learned content
- Practicing application of new and prior knowledge
- Becoming independent
- Solving problems

However, we are also aware that time-consuming and resource-heavy home learning tasks can put a strain on students, and also on parents and other family members. We aim to ensure that revision is easy to access, does not require excessive resources and can be completed in a reasonable amount of time.

Homework in Year 7 will focus on ensuring students review and revise content from their lessons and build good revision habits to support future learning. At least once per fortnight, students will be asked to spend time at home revising the content they have learned in lessons, using knowledge organisers and online resources.

<https://www.courtfields.net/curriculum-content.htm>

## Sparx

In Yr 7 Students will be set homework through the platform of SPARX for English, Maths and Science. Sparx is an exciting online platform that offers every student personalized homework.

## Sparx Reader

It's really important to us that young people are able to practise careful, silent reading for a decent amount of time, without distraction. Sparx Reader reassures us as teachers and parents that focused reading is happening, and that readers of all abilities feel successful and motivated.

**Your child's homework will be set on the following days:** Year 7 Homework set Monday 9am due the following Monday 9am.

Students can choose from an appropriate range of ebooks at their reading level and as they read, they'll answer questions to check they're reading carefully. Careful readers earn points, meaning they can prove they've been focusing and ultimately climb the league table!

Motivated readers who demonstrate consistent, careful reading can unlock Gold Reader. This means they can read any paper book from the library or from home by scanning in its barcode.

We encourage you to watch a series of short videos, explaining what Sparx Reader is and how it works, available at <https://sparxreader.com/parents/>

## What support is available at Court Fields School?

- Homework club runs in the school library after school Monday – Thursday 3.15 – 4.00pm
- Students can also complete their Sparx Reader homework in the library at breaktime and lunchtime every day
- Students are given reminders about homework completion in every English lesson
- A catch-up detention is run every Thursday after school for students who do not complete their homework

## **SPARX Maths**

### **Please see the information below about Sparx Maths**

Sparx maths can be accessed via the school website here: <https://www.courtfields.net//sparx-maths.htm>

- ◆ Sparx Maths has been evaluated and validated by the University of Cambridge.
- ◆ Pupils are set homework once a week of challenging but achievable maths homework work per week, which focuses on what they are learning in lessons and retrieves prior knowledge so it transfers into your child's long term working memory.
- ◆ This doesn't have to be done in 1 sitting, it can be broken down into more manageable chunks.
- ◆ Your child's teacher will talk them through how to log onto Sparx Maths.
- ◆ Part of the homework will involve times tables practise, to support basic numeracy.
- ◆ Sparx uses algorithms to create homework bespoke to your child, at the right level of challenge for them.
- ◆ Parents are sent weekly email outlining whether their child's current homework has been done or not, to encourage children to complete their homework in good time each week (so it is not left until the night before it is due!).
- ◆ Parents can also see how their child is progressing with their work on Sparx.
  
- ◆ So Sparx can get an accurate picture of your child's understanding, they should always initially attempt questions without any parental support.
- ◆ The Maths Department offer a Sparx Maths support clinic on Wednesday after school (3:15 – 4:00) to support any children struggling with their homework or for those looking for a quiet place to study. This is an open invitation and all children are welcome to attend.

**sparx**

**Maths. Reimagined.**

[www.sparx.co.uk](http://www.sparx.co.uk)

## **SPARX Science**

### **Sparx Science Homework**

Science homework will be assigned weekly through Sparx Science.

Sparx Science is a platform designed to reinforce scientific knowledge and encourage critical thinking across the secondary science curriculum. Each homework task will align with current classroom topics and also revisit content from earlier in the year to support long term learning.

One of the key benefits of Sparx is its adaptive approach: as students demonstrate understanding, the system automatically unlocks the next level of learning, ensuring steady and personalised progress.

# Assessment

## Formative Assessment

Formative assessment is an ongoing process which happens each lesson in each subject. Through formative assessment, teachers are able to ascertain whether a student has grasped the essential knowledge and concepts needed to move on, and can adapt their planning as a result.

Formative assessment may take many forms, and students will probably be unaware that their teacher is assessing their learning. Common formative assessment may include:

- Asking questions
- Quizzes
- Plickers (an online quizzing tool)
- Marking written work
- Check ins during independent tasks
- Discussion

## Summative Assessment

Summative assessments are more traditional, written and graded assessments. These are used to assess whether a student is reaching the expected standard for that part of the year. These may take the form of:

- End of unit tests
- End of term tests
- Extended written responses

Summative assessments usually test knowledge from a specific topic as well as retention of previous topics.

# Reporting in Year 7

We will report your child's attainment and progress to you twice per year. This is to ensure that students have sufficient time to embed essential knowledge and revise what they need to know. Teachers will base the grades given on class work, homework, formative and summative assessments and contribution to discussion. Your child will be awarded one of three grades:

**Expert Knowledge:** *Your child consistently demonstrates understanding significantly above what we would expect from a Year 7 and has mastered the knowledge taught in Year 7.*

**Greater Depth Knowledge:** *Your child is consistently working above where we expect them to be and has a secure understanding of the knowledge taught in Year 7.*

**Age—Related Knowledge:** *Your child is consistently working at the level we would expect and has a good understanding of the knowledge taught in Year 7.*

**Foundation Knowledge:** *Your child consistently demonstrates basic knowledge and has not secured the knowledge taught in Year 7.*

## Progress, Homework and Attitude to Learning

Alongside attainment, we will also report on your child's progress, homework and attitude to learning. We will only report on progress in the second report. This is because it is possible for a student to remain at the same attainment level, but be making exceptional, good or insufficient progress within that grade. For instance, a child may be working at Greater Depth, but be making exceptional progress within that and we believe it is important to recognise this.

These grades are displayed as the following text:

- Exceptional
- Good
- Not good enough

# Safeguarding



**Mrs Westwood**  
Lead Designated  
Safeguarding  
Officer

**Mr Canham**





**Mrs McCarthy**

**Mr Whelan**



Deputy Designated  
Safeguarding Officers

## Safeguarding Team



**Mrs Hartnell**  
Safeguarding  
Officer



Safeguarding Officers



**Mrs Matthews**  
SLT Designated  
Safeguarding Officer

**Mrs K Little**  
Safeguarding  
Governor







# Safeguarding

Court Fields School is committed to safeguarding and promoting the welfare of children and young people.

We ensure that consistent and effective safeguarding procedures are in place to support children, families and staff at school. All concerns are passed through the members of staff who are trained as Designated Safeguarding Officers who make up the Safeguarding Team in school. This team is led by Mrs Westwood, as our Designated Safeguarding Lead.

As a wider school team we understand our obligation that Safeguarding is everyone's responsibility, not just the members of the Safeguarding team. This is a clear expectation, which is upheld by all members of our school staff.

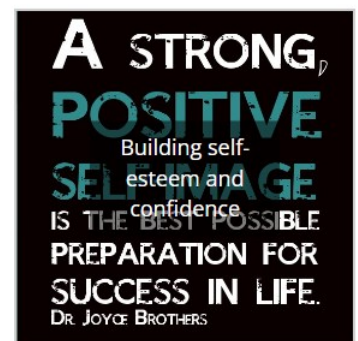
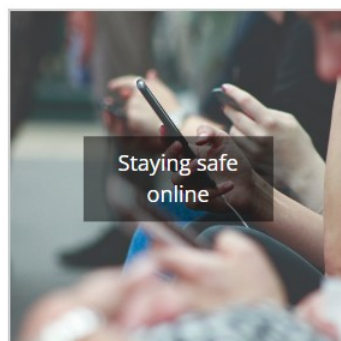
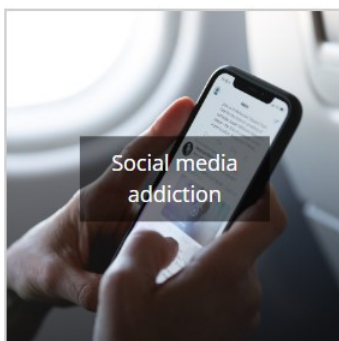
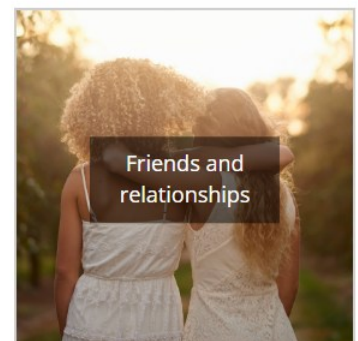
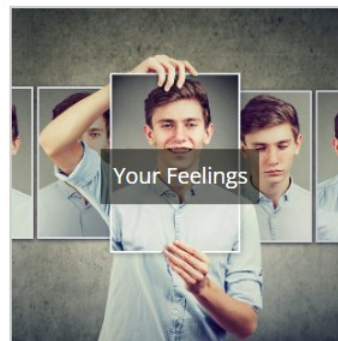
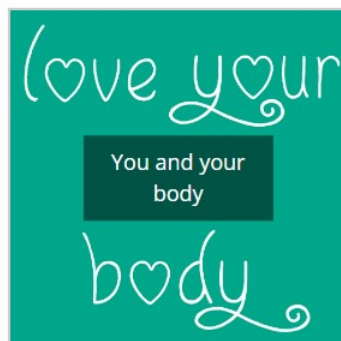
We also know how important it is for our students to safeguard each other, and we ensure that they have the opportunity to tell us if they're worried about something. That could be about themselves or someone else. They could speak to their Tutor, or one of our Safeguarding Team, to the Pastoral Staff in the Hub, to another trusted adult, or by sending an email to [safeguarding@courtfields.bep.ac](mailto:safeguarding@courtfields.bep.ac)

## SAFE: Help & Support

Students are also supported by our 'SAFE' online resource

SAFE is there to help students whether they have a problem or maybe are worried about one of their friends, and also to support parents and families to report safeguarding issues to us and find useful information on a wide range of issues.

The online platform is available on our website – there is a tab you can click on at the bottom of our home page, we also have SAFE tabs in the search sections on the web page.



# Key Dates

## Autumn Term

1st September  
2nd September  
3rd September  
4th September  
27th October—3rd November  
3rd November  
4th November  
19th December—5th January

Inset Day  
Inset Day  
Year 7 start school  
Years 8-11 return to school  
Half Term  
Inset Day  
Students return to school  
Christmas holidays

## Spring Term

2nd January  
17th—20th February  
23rd February  
3rd April  
6th April  
6th April—17th April

Students return to school  
Half Term  
Students return to school  
Good Friday  
Easter Monday  
Easter holidays

## Summer Term

20th April  
4th May  
25th May  
25th May-29th May  
1st June  
29th June—3rd July  
30th June  
1st July  
1st July  
3rd July  
20th July  
21st July  
17th July

Students return to school  
Bank Holiday  
Bank Holiday  
Half Term  
Students return to school  
Year 10 Work Experience Week  
Year 6 Transition Day 1  
Year 6 Transition Day 2  
Year 6 Parents' Meeting 6:00-8:00pm  
Trust Inset Day  
Inset Day  
Inset Day  
Last day of term – early finish at 12:45pm

## Useful Information & Contacts

If you have any questions or would like more information about any aspect of school, please follow the contacts process below. The school operates a 48 hour response system to ensure that you receive a response in a timely manner. We encourage parents and staff to use email where possible as this is the quickest and easiest method of communication.

### General/Pastoral Questions

Please contact your child's Tutor using the email contacts on page 6. Tutors can either answer your query, or direct it appropriately to someone in a position to respond.

### Subject/Lesson Questions

If your query relates to a specific subject/lesson please contact that Faculty using the details on the Subject pages in this guide. All teachers email addresses are there first initial surname@courtfields.bep.ac (example, for Miss A Smith—asmith@courtfields.bep.ac)

For anything else, please contact the School Office at schooloffice@courtfields.bep.ac, or by phone on 01823 664201.

### SEND Questions/Support

Please contact our SEND Team using the email address sen@courtfields.bep.ac.

### Safeguarding Concerns

Please use our email safeguarding@courtfields.bep.ac If you believe a child is at immediate risk of harm, you should contact the Police or Somerset Children's Social Care on 0300 123 2224.

# Achieve. Belong. Participate.

To keep up to date with all school matters, please visit our new website regularly at [www.courtfields.net](http://www.courtfields.net). In particular please see the 'For Parents' and the 'Safeguarding' tabs. On our website you will find a wide range of useful information, including information on our ClassCharts online system for behaviour, attendance and homework, our uniform guidance and much more.

We also have a Parent Bulletin which is uploaded to our website and emailed to parents at the end of each week, also Facebook, Instagram and twitter keep parents informed and up to date with what is happening in school, key messages and celebrations of success. Please do check this regularly, as it contains key information as well as good news. Biannually, we publish on our website a Magazine for parents, students, staff and our wider community. Again, this provides vital information, but also gives greater opportunities for celebrating our successes.

We also run our Court Fields Community Group (formerly the Friends of Court Fields). We would encourage prospective parents/carers to join this group, so please do get in touch using the email [schooloffice@courtfields.bep](mailto:schooloffice@courtfields.bep), or by phone on 01823 664201 to express your interest.

[www.courtfields.net](http://www.courtfields.net)  
f CourtFieldsSchool  
t @CourtFieldsSch  
i @courtfieldsschool



Court Fields School  
Mantle Street, Wellington  
Somerset, TA21 8SW  
T: 01823 664201  
E: [schooloffice@courtfields.bep.ac](mailto:schooloffice@courtfields.bep.ac)